



# Quilter's By Heart's Desire

February 2022

## 2020 Officers

President	Cindy Pannier
Vice President /Program	Medina Richards
Secretary	Linda Jabour
Treasurer	Karen Petrignani
Historian	Doris Matthews
Newsletter Editor	Lucy Large
Web Editor	Tricia Nelson

Meeting

**February 21, 2022**

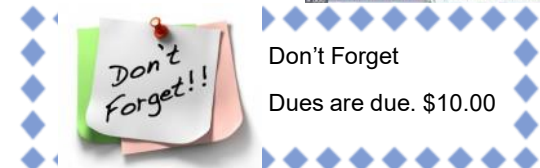
7:00 pm

Program

Membership Participation

Topic:

Fat Quarter Quilts



## President's Message

Good Morning Quilters,



**HAPPY VALENTINE DAY!** We have had a few good quilting days (days that are too cold and wet to be outside in our gardens) I hope you have been able to stitch something that you want to work on.

























































This month we will be continuing our 5" square exchange. The color is **BLUE**. I wish I knew how to make that word the color **blue**, but maybe next month. Remember 5-5" squares is a plastic sandwich bag. Bring as many as you like, please remember to cut the selvages off.

Billie will be presenting another installment in our journey through the theory of color. She will be explaining value, tint and shade. I know we will all learn something new.

The program this month is going to be group participation. If you have a quilt or project that is made primarily from fat quarters, please bring to the meeting so show. Be prepared to tell us who designed the pattern and where it may be found. We will include that information in next month's newsletter.

I know when I first started quilting fat quarters made up most for my fabric purchases, they offered a great opportunity to build a stash for many colors without making a huge commitment to yardage. I tried to estimate just how many fat quarters I have on my shelves. Well, maybe about 1300...that should be 1320 since I picked up a few more at the Super Bowl Sale. It's not difficult to come to the conclusion that I need help using these little gems, making them part of something more useful than a closet full of rainbows.

Quilt on,  
Cindy


























  

**BLUE** exchange color for the month of March. Bring five (5)— 5 
  

1/2" squares in a sandwich bag. If you bring multiple bags, you may 
  

choose multiple bags to add to your inventory. 
  


























## QUILTERS BY HEARTS DESIRE JANUARY 17, 2022 MINUTES

President, Cindy Pannier, called the January meeting to order on Monday, January 17, 2022 at St. Marks Methodist Church. She welcomed our members to our first meeting of the new year. We had one visitor now member: Carolyn Lawrence: 159 Larence Road, Brandon, MS 39047...601.988.3854 ...sugarpumpkin4@yahoo.com

Marilyn Rose made the motion to approve the November 15, 2021 minutes as published in the newsletter. Motion carried.

Treasurer, Karen Petrigani, reported that our current balance is \$1,608 after donation of \$350 to St. Mark's for our meeting place. Karen reminded members that it is time to pay dues which continue to be \$10.

### **5" Block Exchange: Billie Harrell**

This month's color is green. Next month color is blue. Place five 5" blocks of green fabric in a sandwich bag. For every bag you bring you can pick up that number of bags.

Should you elect to participate in the 5" block exchange, you have opportunity to make blocks, this month it could be a 4" tumbler.

### **Announcements**

Cindy announced that Lucy Large had booked our Spring Retreat on Friday and Saturday, April 29-30. We meet here in this room at St. Mark's. It was pointed out that it was the same date as Paducah

February 11-12, 2022: MQA Spring Gathering in Starkville at the StoreHouse.

Stitch-n-Frame will not be a vendor but 2 other vendors will be on site.

Stitch-n-Frame is under new ownership, Alecia Harrison, is now the owner. On February 11-13, Super Bowl Weekend, there will be a major sale. Alecia has also booked someone on Saturday to sharpen scissors and other tools.

Ellie Mills announced that there again will be a MQA Quilt of Valor Contest based on what the quilter has donated from fabric, to block(s) to a finished quilt. Contest is similar to the one announced at the 2020 Spring Gathering. \$500 in prizes will be awarded. Drawing and winners announced at the Fall Gathering 2022. Example but not complete:

<b>Donate</b>	<b>Number of Tickets You Will Receive</b>
1 block	1 ticket for each block
Fat Quarter	5 tickets for each fat quarter
1 – 5 yd of fabric	10 tickets per yard & 30 for 5 yards
Finished quilt	100 tickets for each quilt

Pamela Avara announced that there will be a quilt retreat the week after Easter in Kansas City area. If interested get in touch for more details. She warned that it is a 12- hour drive.

### **ABBREVIATED EVENT CALENDAR**

February 11-12, 2022: MQA Spring Gathering in Starkville at the StoreHouse.

February 11-13, 2022: Stitch-N-Frame Grand Re-Opening/Super Bowl Sale

February 25-26, 2022: West Monroe Quilt Show

April 7-9, 2022: GSQA's Quilt Show in Slidell, LA.

April 27-30, 2022: Paducah Quilt Week

June 6-9, 2022: "A Mountain Quilt Fest", Pigeon Forge, TN

### **COLOR: Contrast: Billie Harrell**

Cindy reported that last Fall, when our membership was asked to suggest program topics for this year, "Color" was the most popular topic. Each month, Billie will provide an element of the color wheel. This month it is "Contrast" with examples.

The Color Wheel begins with the 3 primary colors—yellow, red and blue.

Contrast: refers to differences in color qualities. Differences in value, intensity or color temperature create contrast.



Black and white: basic contrast of light and dark. Her example had high contrast.

Contrast can be the pattern and scale of pattern, i.e., dots in different sizes.

Stripes against dots. She provided examples with both high, medium and low contrast.



## **PROGRAM: Log Cabin Quilts**

Polly Duggan announced that Lucy Large could not be with us tonight. But our program will go on.

**Manx Quilting** by Amy Smart was an article in May 2021 issue of **American Quilter** magazine. It is a wonderful story of how quilters made log cabin quilts on the Isle of Man, located between England and Scotland. Blocks constructed without measuring tools except their hands.

Polly showed her example block, then demonstrated the construction using her fingers, hand and folded fabric. Foundation piece is the span of your hand. The folds or pleats become the block. There is no batting. There is also a commercial pattern, **Pleated Log Cabin** by Lynn Wilson with Sewso Patchwork.



## **History and Examples provided by Members**

Log Cabin Quilts became popular in the 1800's due to President Abraham Lincoln's history of growing up in a log cabin.

Lucy Large shared her great grandmother's quilt with wonderful family history documented on her label. Also, a Christmas quilt made by her mother.

Pam Avara displayed her Cat's Quilt.

Billie Harrell displayed her Humble Pie quilt with appliqued borders. Also, her Split log cabin blocks.


Shelley Taylor displayed her Japanese Lantern quilt started in a MQA June Gathering class. Her tip was using Best Press and paper piecing to keep blocks accurate.

Cindy Pannier had three quilts to share. One was a Flavor Glover pattern. The second was a pattern she purchased in Paducah and the third was a Bonnie Hunter pattern using scrappy strips to construct 9" blocks.

Joan Howard displayed two quilts, one from a Fons and Porter pattern and the other a Zig Zag pattern.

Karen Petrigani finished a wonderful but complex clam shell pattern.

Tip: Cut log strips the length along the selvage due to the tighter weave.





**Pizza Box Swap Quilt Challenge:** Cindy Pannier

**Brief review:**

Finished block is 12".

Use precise 1/4" seam allowance.

Measure as you go using only fabrics provided in the box.

Form taped on outside of box will be Outline listing:

Owner's name

January: owner's name and block's name

Lines provided for each month for future quilter's name and block name.





**Show and tell of first block:**

Participants displayed their first block, giving the block name and showing their focus and background fabrics. (Fabric swatches labeled and taped inside on box lid.)

Each month the pizza boxes are exchanged, with new blocks assembled using owner's fabric only.

**NOTE:** On November 17<sup>th</sup>, Lucy Large emailed participating members an outline of tips to help as you select fabrics and make your first block for this challenge





## SHOW, TELL & SHARE


### **Ruby Lowe**

Displayed her flying geese miniature.  
She had also finished her Sunflower wall hanging.



### **Pamela Avara**

She proudly wore her sweatshirt jacket with a wide variety of embellishments.



### **Marilyn Rose**

Displayed her "Fir Good Measure" quilt machine quilted by Pam Kennedy.  
Her "Temperature" quilt required an army to display it due to its dimensions. She made 1 block each day that was color coded based on the weather report. An amazing achievement.




**Jackie Watkins**

She had finished a beautiful clothes line bowl designed to appear as pottery. She used plain rope not clothes line covered by fabric. Her preferred needle size is 90/14 Jeans Top Stitch.

Her sister lost her husband to Covid. She was given 14 of his shirts which once assembled, became a beautiful memory quilt. She will be giving a program on Memory Quilts at MQA Gathering.

She finished with 2 wall hangings she made for her Southern Fiber Artists current challenge. It was an Intense Color Challenge.



**February 21, 2022 MEETING**

Program: Members share their **Favorite Fat Quarter block** and/or quilt. Provide pattern name and designer.

**MEETING ADJOURNED:** Cindy Pannier thanked Billie Harrell, Polly Duggan and all members who brought their Log Cabin quilts to display.

Linda Jabour  
QBHD Secretary